

사용설명서 Operating Instructions

CRP-P1009S Series

1.8L(2~10 Persons) / 1.8L(2~10인분)

CUCKOO
always new

happiness

NO.1 CUCKOO

Electric Pressure Rice cooker/warmer



design

love

emotion

Thank you very much for purchasing "CUCKOO"
Electric Rice cooker/warmer

Read the following instruction manual before use. Save this instruction manual for future reference. This manual will be useful if you have any questions or have problems operating the rice cooker.

저희 쿠쿠 압력보온밥솥을 애용해 주셔서
대단히 감사 드립니다.

이 사용설명서는 잘 보관하여 주십시오.
사용 중에 모르는 사항이 있을 때나 기능이 제대로
발휘되지 않을 때 많은 도움이 될 것입니다.

CUCKOO ELECTRONICS CO., LTD.

CONTENTS

CONTENTS

BEFORE USING

Important safeguards	3
Specifications	5
Safety precautions	6~7
Name of each part	14
Function operating part	15
How to clean	24~28

WHEN USING

How to set or cancel voice guide function	15
Before cooking rice	16
How to cook	17~18
MY MODE (Cuckoo Customized Taste Function)	19
How to use "GABA Rice (Brown rice)"	20
How to preset timer for cooking	21
For the best taste of rice	22
To keep cooked rice warm and tasty	23

BEFORE ASKING FOR SERVICE

Check before asking for service	29~31
---------------------------------	-------

COOKING GUIDE

Recipe	68~69
--------	-------

目录

使用前

Important safeguards	3
产品规格	5
安全警告	12~13
产品部件名称	50
功能显示部显示异常时检查方法	51
清洁保养方法	60~64

使用时

功能操作部名称及作用/语音功能设定与解除	51
煮饭前准备事项	52
煮饭方法	53~54
调节饭味功能使用方法	55
糙米/发芽	56
预约煮饭方法	57
保温/再加热方法	58
保温再加热方法	59

故障咨询前

常见故障及处理方法	65~67
-----------	-------

料理指南

料理指南	72~73
------	-------

목 차

사용하기전에

Important safeguards	3
제품규격	5
안전상의 경고	10~11
각 부분의 이름	32
기능 조작부의 이름과 역할	33
제품 손질 방법	42~46

사용할 때

음성안내 기능의 설정과 해제	33
취사 전 준비사항	34
취사는 이렇게 하십시오	35~36
쿠쿠 맞춤취사 / 누룽지는 이렇게 하십시오	37
현미발아는 이렇게 하십시오	38
예약취사 / 만능찜은 이렇게 하십시오	39
맛있는 밥을 드시려면	40
밥을 맛있게 보온하려면	41

고장 신고 전에

고장신고 전에 확인 하십시오	47~49
-----------------	-------

요리안내

요리안내	70~71
------	-------

TABLE DES MATIÈRES

AVANT L'UTILISATION

Important safeguards	4
Spécifications du produit	5
Avertissement de sécurité	8~9

IMPORTANT SAFEGUARDS

1. Read all instructions before using this appliance.
2. Do not touch hot surfaces. Use handles or knobs.
3. To protect against fire, electric shock and / or injury to persons do not immerse cord, plugs, or Pressure Cooker Body in water or any other liquid.
4. Close supervision is necessary when this appliance is used by or near children. This appliance is not intended for use by young children without supervision.
5. Unplug cord from outlet when not in use and before cleaning.
Allow appliance to cool before putting on or taking off parts, and before cleaning the appliance.
6. Do not operate any appliance with a damaged cord or plug, after the appliance malfunctions, or has been damaged in any manner. Return the appliance to the nearest authorized service facility for examination, repair or adjustment.
7. The use of accessory attachments not recommended by the appliance manufacturer may result in fire, electric shock, and / or injury to persons.
8. If the supply cord is damaged, it must be replaced by a special cord or assembly available from the manufacturer or your service agent.
9. Do not use outdoors.
10. Do not let the cord hang over the edge of a table or counter, or touch hot surfaces.
11. Do not place on or near a hot gas, electric burner, or in a heated oven.
12. Always attach the plug to the appliance first, then plug the cord into the wall outlet. To disconnect, or set all control to "off", then remove the plug from the wall outlet.
13. Do not use this appliance for other than its intended use.
14. Extreme caution must be used when moving an appliance containing hot oil or any hot liquids.
15. Oversized foods, metal foil packages, or utensils must not be inserted into the appliance as they are a risk of fire or electric shock.
16. Fire may occur if the appliance is covered or touching flammable material, including curtains, draperies, walls, etc while in operation.
17. To reduce the risk of electric shock, cook only in the provided removable container.
18. This appliance cooks under pressure. Improper use may result in scalding injury.
Before operating the unit, properly secure and close the unit. See "Operating Instructions."
19. Do not cook foods such as applesauce, cranberries, cereals, macaroni, spaghetti, or other foods.
These foods tend to foam, froth, and sputter, and may block the pressure releasing device
20. Before use always check the pressure releasing device for clogging.
21. Do not open the pressure cooker until the unit has cooled and internal pressure has been reduced.
See "Operating Instructions."
22. Do not use this pressure cooker to fry in oil.

SAVE THESE INSTRUCTIONS

THIS APPLIANCE IS FOR HOUSEHOLD USE ONLY

ADDITIONAL IMPORTANT SAFEGUARDS

WARNING : This appliance generates heat and releases steam during use. Use proper precaution to prevent risk of burns, fires, other injuries, or damage to property.

1. Keep hands and face away from the Pressure Release Valve when releasing pressure.
2. Take extreme caution when opening the Lid after cooking. Severe burns can result from steam inside.
3. Never open the Lid while the unit is in operation.
4. Do not use without the inner Pot in place.
5. Do not cover the Pressure Valve with anything as an explosion may occur.
6. Do not touch the inner pot nor any heating parts, immediately after use.
Allow the unit to cool down completely first.

This appliance is intended to be used in household and similar applications such as :

- staff kitchen areas in shops, offices and other working environments;
- farm houses;
- by clients in hotels, motels and other residential type environments;
- bed and breakfast type environments.

HOW TO USE EXTENSION CORD / COMMENT UTILISER UNE RALLONGE

Note:

- A. A short power-supply cord (or cord set) is provided to reduce the hazards from entanglement by a longer cord.
- B. Extension cord should be used properly.
- C. Extension cord usage for the rice cooker:
 - (1) The correct rated voltage should be used for the rice cooker.
 - (2) If the appliance is set on the ground, the extension cord should also be set on the ground.
 - (3) The cord wires and extension cord should always be arranged to prevent hazards to children.

This appliance has a polarized plug : (one blade is wider than the other).
 As a safety feature, this plug will fit in a polarized outlet only one way.
 If the plug does not properly fit in the outlet, turn the plug over.
 If it still does not fit, contact a qualified electrician.
 Please, keep this safety feature.

Remarque :

- A. Un cordon d'alimentation court (ou câble) est fourni pour réduire les dangers d'emmêlement causés par un cordon plus long.
- B. La rallonge doit être utilisée correctement.
- C. L'utilisation de la rallonge pour le cuiseur à riz :
 - (1) La tension nominale correcte doit être utilisée pour le cuiseur à riz.
 - (2) Si l'appareil est installé sur le sol, la rallonge doit aussi être installée sur le sol.
 - (3) Les câbles et la rallonge doivent toujours être disposés dans le but d'éviter les dangers pour les enfants.

Cet appareil dispose d'une fiche polarisée : (une broche est plus large que l'autre).
 Par mesure de sécurité, cette fiche ne peut s'enfoncer dans une prise polarisée que dans un seul sens.
 Si la fiche ne s'enfonce pas correctement dans la prise, retournez-la.
 Si elle ne s'enfonce toujours pas, contactez un électricien qualifié.
 Veuillez respecter cette mesure de sécurité.

SPECIFICATIONS / 제품규격 / SPÉCIFICATIONS

Model Name / NOM DU MODÈLE (모델명)		CRP-P1009F Series
Power Supply / CORDON D'ALIMENTATION(전원)		AC120V, 60Hz
Power Consumption / CONSOMMATION D'ÉNERGIE(소비전력)		1150W
Cooking Capacity CAPACITÉ DE CUISSON (취사용량)	Glutinous Rice(백미) HIGH HEAT GLUTIN. RICE(백미고화력)	0.36~1.8L (2~10cups)
	Mixed Rice(잡곡) HIGH HEAT MIXED. RICE(잡곡고화력)	0.36~1.44L (2~8cups)
	BROWN RICE(현미) HIGH HEAT BROWN RICE(현미고화력)	0.36~1.08L (2~6cups)
	GABA RICE(현미발아)	
	Turbo Glutinous Rice(백미쾌속)	
	Nu Rung Ji(누룽지)	0.36~0.72L (2~4cups)
	Porridge(죽)	0.18~0.36L (1~2cups)
	Power Cord Length/LONGUEUR DU CORDON D'ALIMENTATION(전원 코드 길이)	
Pressure / PRESSION (사용압력)		78.4KPa(0.8kgf/cm ²)
Weight / POIDS(중량)		6.9kg
Dimension/DIMENSION(치수)	Width/LARGEUR(폭)	29.4cm
	Length/LONGUEUR(길이)	39.5cm
	Height/HAUTEUR(높이)	29cm

HOW SERVICE IS HANDLED / MISE EN OEUVRE DU SERVICE


USA The East and the Central Districts
 Tel. No. 718 888 9144
 The West and the Central Districts
 Tel. No. 323 780 8808


Canada TORONTO
 Tel. No. 905 707 8224
 VANCOUVER
 Tel. No. 604 540 1004






SAFETY PRECAUTIONS

- Read the following product safety guide carefully to prevent any accidents and/or serious danger.
- 'Warning' and 'Caution' are different as follows.

 **Warning** This means that the action it describes may result in death or severe injury.

 **Caution** This means that the action it describes may result in injury or property damage.

 • This sign is intended to remind and alert that something may cause problems under the certain situation.
• Please read and follow the instruction to avoid any harmful situation.

 • Indicates a prohibition
 • Indicates an instruction

Warning

Do not

Do not cover the automatic steam outlet or pressure weight with your hand or face.

- It can cause burns.
- Especially be careful to keep it out of children's reach.

Do not use the cooker near hot things such as stove, gas stove or direct ray of light.

- It can cause an electric shock, fire, deformation, malfunction, or discoloration. Please check the power cord and plug frequently.

Do not alter, reassemble, disassemble or repair.

- It can cause fire, electric shock or injury.
- For repair, contact dealer or the service center.

Use a single socket with the rated current above 15A.

- Using several lines in one socket can cause overheating or fire. Please check the power cord and plug frequently.
- Use an extension cord with the rated current above 15A.

Please pay careful attention against water and chemicals

- It can cause an electric shock or fire.

Do not use a rice cooker at a place where dust is trapped or chemical material is located.

- Do not use any combustible gas or flammable materials nearby a product.
- It can cause explosion or fire.

Do not use damaged power cord, plug, or loose socket.

- Please check the power cord frequently for damage.
- Serious damage can cause electric shock or fire.
- If the plug is damaged, contact the dealer or a service center.

Do not clean the product with water or pour water in the product.

- It can cause an electric shock or fire.
- If it contacts water, please separate power cord and contact dealer and service center.

Do not cover the automatic steam outlet or pressure weight with a duster, a towel, or apron, etc.

- It can cause deformation or a breakdown.
- It can cause an explosion by pressure.

Do not use pots that are not designed for the cooker. Do not use abnormal pot and do not use without the inner pot.

- It can cause an electric shock or fire.

Do not bend, tie, or pull the power cord by force.

- It can cause an electric shock or short circuit resulting in fire. Please check the power cord and plug frequently.

Do not use it without the inner pot.

- It can cause electric shock or malfunction.
- Do not pour rice or water without the inner pot.
- If rice or water gets in then do not turn the product over or shake it, please contact the dealer or service center.

Do not turn the Lock/Unlock Handle to "Unlock" while cooking.

- The hot steam or any hot content within the cooker can cause burns.
- After you finish the cooking do not try to open the cooker by force until the steam is completely exhausted.

Do not over unplug and plug the power cord over and over.

- It can cause an electric shock or fire.

Do not insert metal objects such as pins and wires or any other external substances in the automatic steam exhaust outlet or any other slot.

- It can cause an electric shock or fire.
- Especially be careful to keep it out of reach of children.

Keep the cooker out of reach of children.

- It can cause burns, electric shock or injury.

Don't spray or put any insecticides or chemicals.

- It can cause an electric shock or fire.
- If cockroaches or any insects get inside the cooker, please call a dealer or a service center.

Don't let foreign substances such as needle, cleaning pin, or metal get in or block the in let/out let pipe or gape.

- It can cause an electric shock or fire.
- Do not put a cleaning pin in a gap or a hole of the product except when clearing a steam outlet.

Do not open the top cover while in heating and cooking.

- It can cause burns.
- If you need to open the lid while cooking, keep pressing the cancel button for 2 seconds and confirm internal steam released completely turning the pressure weight over.

Remove a foreign substance on the cord and plug with a clean cloth.

- It can cause fire. Please check the power cord and plug frequently.

Be careful that both the plug and power cord are not to be shocked by animal attack or sharp metal materials.

- Damages by impact can cause an electric shock or fire. Please check the power cord and plug frequently.

SAFETY PRECAUTIONS



Caution



Do not

Do not use it on a rice chest or a shelf.

- Do not place the power cord between furniture. It can cause an electric shock resulting in fire. Please check the power cord and plug frequently.
- When using on furniture be cautious of steam release. As it can cause damage, fire and and/or electric shock.

Do not press heavy things on the power cord.

- It can cause an electric shock or fire.
- Please check the power cord and plug frequently

Do not change, extend or connect the power cord without the advice of a technical expert.

- It can cause an electric shock or fire.

Clean any dust or external substances off the temperature sensor and inner pot.

- It can cause a system malfunction or fire.

Do not plug or pull out the power cord with wet hands.

- It can cause an electric shock.

Do not move the product by pulling or using the power cord.

- Electric short might cause fire.

Please contact a dealer or service center when there is a strange smell or smoke.

- First pull out the power cord. And contact dealer or the service center.

Do not use over the maximum capacity.

- It can cause overflow or breakdown.
- Do not cook over stated capacity for cooking of chicken soup and congee.

Do not touch the metallic surface of the inner pot and pressure weight after cooking or warming.

- It can cause burns.
- Remaining hot steam can cause burns when you tilt the pressure weight while and right after the cooking.

Don't use the cooker near a magnetic field.

- It can cause burns or breakdown.

Do not drop or impact the cooker.

- It can cause a safety problem.

Please surely pull out the plug when not in use.

- It can cause electric shocks or fire.
- Use AC 120V only.

Use product on a flat surface. Do not use on a cushion. Please avoid using it on an unstable location prone to falling down.

- It can cause malfunction or a fire. Please check the power cord and plug frequently.

Don't use for various purpose for inner pot. And do not heat up the inner pot on the gas stove.

- It can cause deformation of the inner pot.
- It can cause to spill the inner coating.

Please pull out the plug when not in use.

- It can cause electric shocks or fire.

Please use the cooker for it's intended purpose.

- It can cause malfunction or smell.

After you finish cooking, do not try to open the cooker by force until the steam is completely exhausted.

- The hot steam or any hot content within the cooker can cause burns.
- Cautiously open the top cover after cooking is done to avoid dangerous steam and burns.

Do not place on rough top or tilted top.

- It can cause burns or breakdowns.
- Be careful to install the power cord to pass without disruption.

Please call customer service if the inner pot coating peels off.

- Inner pot coating may wear away after long use.
- When cleaning the inner pot, do not use tough scrubber, metallic scrubber, brush, abrasive metallic etc.

Do not hold the cooker by the inner pot handle.

- It can cause problems and danger. There are portable handles on the bottom right and left side of the cooker. Hold the handles with both hands and move it carefully.

Always turn the Lock/Unlock Handle to "Lock" when not in use.

- It can cause deformation by remaining pressure.

Wipe off any excessive water on the cooker after cooking.

- It can cause odor and discoloration. Wipe off water that is left behind from dew.

Please contact dealer or service center when either a button of a product or a product itself is not working properly.

In case of a blackout during cooking, steam from a rice cooker will be released automatically. Thus, the quality of rice is lower than normal.

- Please start cooking with an indicated amount of rice and water.
- Water can overflow if the amount of water in a pot exceeds the indicated level of water usage.
- Please start cooking in a status that steam control cap is installed completely.

Please clean the body and other parts after cooking.

- After cooking chicken soup, multi cook dishes, and etc., the smell may be absorbed.
- Clean the oven packing, top heater plate, and inner pot every time you cook any of those.
- It can cause alteration or smell.
- Use dry kitchen cleaner or sponge to clean the inner pot, since rough scrub or metallic ones are abrasive to the coating.
- Depending on the using methods or user's circumstances inner pot coating might rise. Please call the customer service for those cases.
- Please, do not pull out the clean steam vent by force.

Be cautious when steam is being released.

- When the steam is released don't be surprised.
- Please keep the cooker out of reach of children.

If possible, only use warming function when cooking white rice. Other foods are easily discolored.

When you pull out the power plug, don't pull the power cord. Please, safely pull out the power plug.

- If you inflict impact on power cord, it can cause an electric shock or fire.